

Intersections Field Trip – Tuesday, April 21, 2015

Observer: Dawn Derouin

Exhibition Area: Mountain Habitat

The times and groups below is the general flow of students within the mountain habitat of *Coast to Cactus*. Not all students stayed in the mountain habitat for the noted time; however the time notated is the noticeable duration of a certain groups of students within an area. Also, I tried to distinguish the students between the two schools and school names are notated below. There seemed to be an overarching tone with each of the groups and they are indicated below as well. Please see attached map with notes for each of the groups within the mountain habitat.

Time in mountain habitat	Group number	School Name	Overarching Tone
10:25-10:45	Group 1	Cardiff	Exploration
10:45-10:55	Group 2	Rice and Cardiff	Writing
10:57-11:05	Group 3	Rice	Manipulate/Exploration
11:05-11:15	Group 4	Rice	Manipulate
11:20-11:30	Group 5	Rice and Cardiff	Reflection/Writing/Drawing

Chaperones were attentive to students, not rushed, gave students freedom to decide what to draw and/or write about. I observed some chaperones asking open-ended questions to students and/or reading exhibit areas with the students as they tried to figure out a particular section of the habitat.

The tree line interactive seems to be one of the areas in the exhibit space where the content was clearly conveyed to students and chaperones alike. Several comments were made regarding what has happened to our forests within the last 20,000 years as well as last 100 years. Also, the oak tree granary elicited much discussion between students and/or chaperones.

The crawl through log and the hollowed out oak tree saw the most touching, crawling, and stopping by students.

The monitors in the exhibit space were touched several times but I do not feel like the students were grasping the intent. Rather, it looked like they were trying to utilize the monitor like an i-pad expecting it to be just as interactive.

The open notebooks really allowed students to decide what was important to them. Also, having colored pencils in the exhibit spaces allowed students to recreate what they saw in the Museum.

①

~ 10:00 Cardiff
~ 9:45 Rice

44 in C2C
20 in Hty

Groups in C2C @ same time
Cardiff

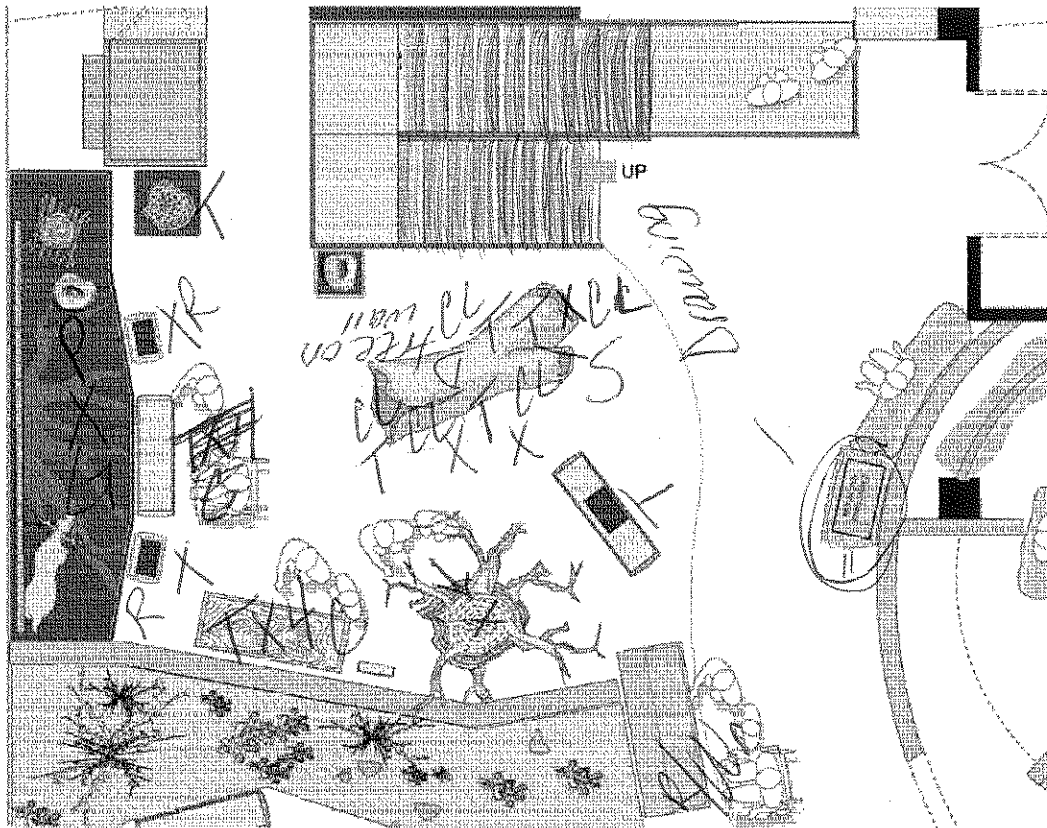
Margit's group

C2C microsite
↳ have pictures
of kids in
exhibit
swag bag / open journal

Observer: Dawn Derouin
Student Name/Group: 1st Group
Time watched: 10:25 - 10:45

April 21, 2015 Coast to Cactus Mountain Habitat

wander/look/Explore



S - Standing on
W - write

- W - Wow
- Q - Question
- L - Listen
- X - Stopped
- R - Read
- ROL - Read out loud
- P - point
- T - touch/manipulate
- F - flip
- G - glance
- D - draw
- C - conversation
- CL - climb/crawl
- NE - not engaged, ___ mins
- O - other

- 10:25 1 student crawled thru log, walked away
- 10:27 tree line - 4 students; conv w/ chaperone
- 10:30 2 students looking monitor - specimens in tree
- 10:35 students pulled scavenger-hunt posters
- 10:38 students beginning to draw
- 10:40 realized other parts of exhibit & moved on

2

10:51 Margit ensuring students have gone thru all C2C w/ other groups

10:53 Touch/manipulate monitor

Observer: Dawn Derouin

Student Name/Group: 2nd

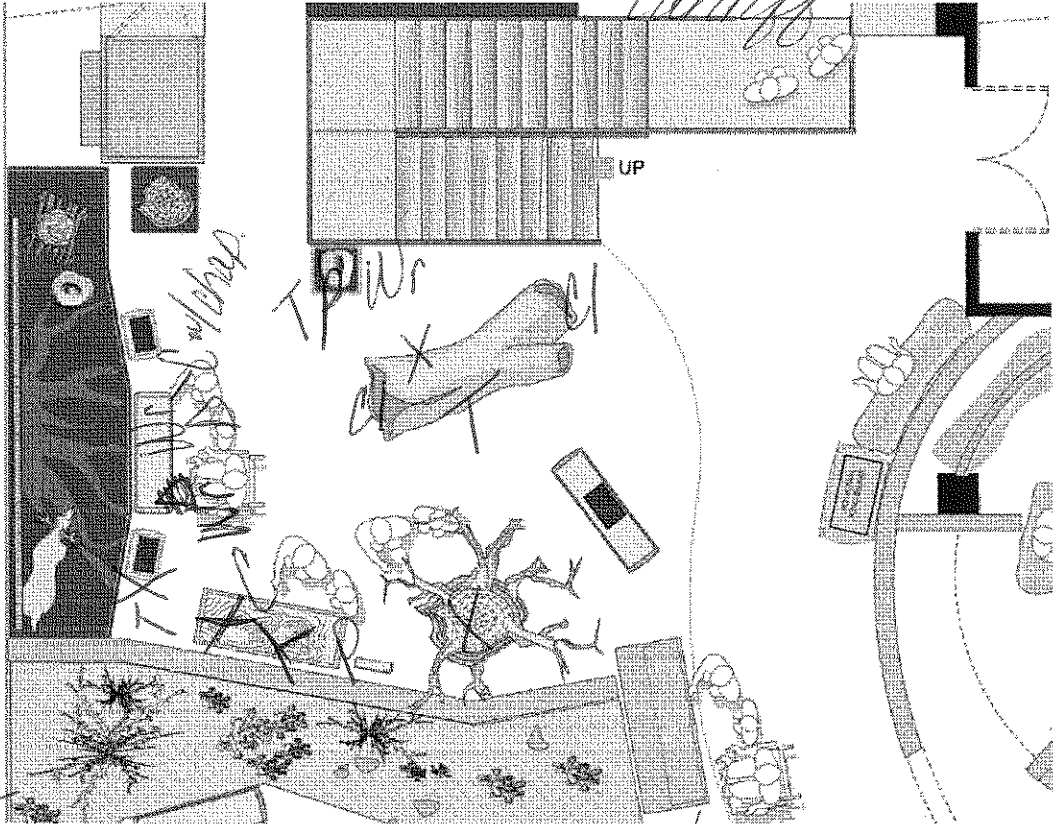
Time watched: 10:45-10:55

April 21, 2015 Coast to Cactus Mountain Habitat

Mairae & Margit's/Kims Cardiff

Writing

Combination of both groups



10:45

Student from first group stayed behind - journal (granary)

writing - acorns

drawing - flying squirrels

10:48 "this is a grinding stone!"

"today is really sad" - tree line; conversation w/ each other & chaperones "Look!"
"pictures you can write about"

3

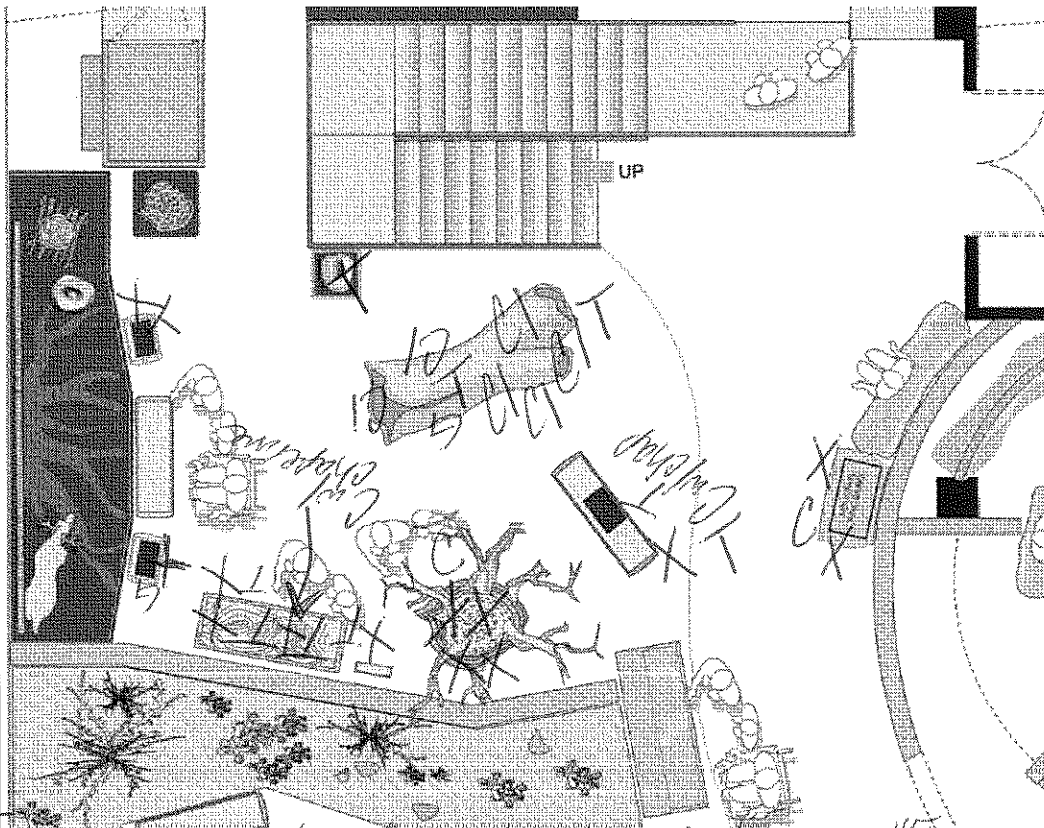
Observer: Dawn Derouin

Student Name/Group: 3rd

Time watched: 10:57-11:05

April 21, 2015 Coast to Cactus Mountain Habitat

Rick
Maurice
Manipulating & Explore
some conv w/ Chap drone



- W-Wow
- Q-Question
- L-Listen
- X-Stopped
- R-Read
- ROL-Read out loud
- P-point
- T-touch/manipulate
- F-flip
- G-glance
- D-draw
- C-conversation
- CL-climb/crawl
- NE-not engaged, ___mins
- O-other

10:57 conversation/statement about tree "look in in"
 silent observing-3mins max & game (2 students)
 @ 11:00 tree line - Mr Joseph conversing w/ student;
 student manipulate

4

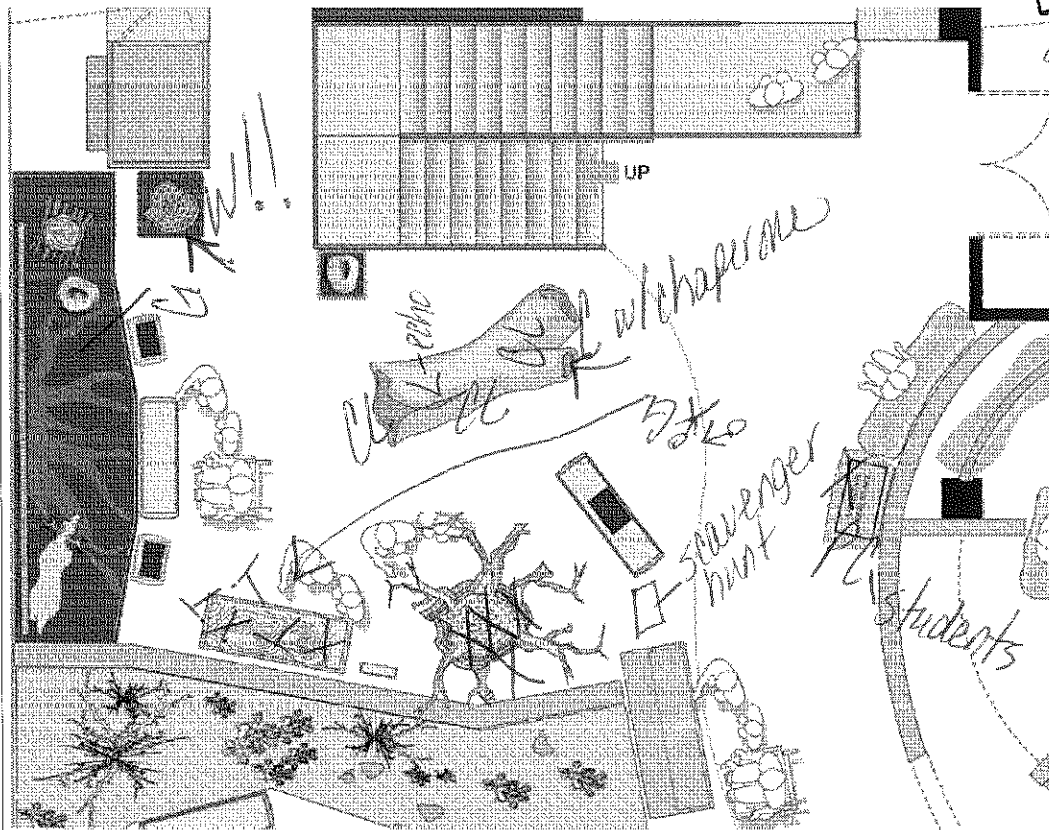
Observer: Dawn Derouin

April 21, 2015 Coast to Cactus Mountain Habitat

Student Name/Group: 4th

Time watched: 11:05-11:15

Maurisa / Rice Elem



manipulate
observe
touch

- W- Wow
- Q- Question
- L- Listen
- X- Stopped
- R- Read
- ROL- Read out loud
- P- point
- T- touch/manipulate
- F- flip
- G- glance
- D- draw
- C- conversation
- CL- climb/crawl
- NE- not engaged, ___ mins
- O- other

11:05-11:08 2-3 students - log, tree line, glancing oak

11:10 "Whoa-look at this tree!" ... read ... "a woodpecker made this (2 girls)"

11:12 scavenger hunt posters - pulled out, did not use

11:15 log-crawl -> upstairs

5

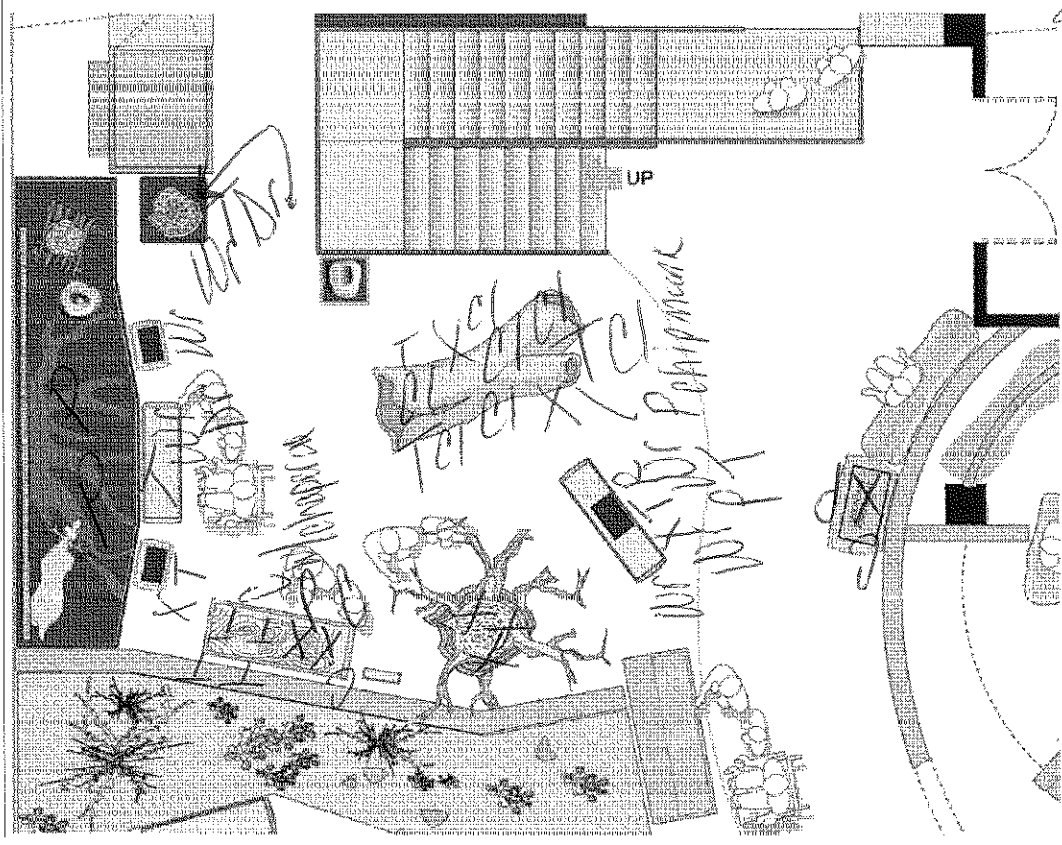
Chaperone → "Do you know about this tree?
11:25 granary conv. "Why does it have so many holes?"
boys drawing granary tree

Observer: Dawn Derouin
Student Name/Group: 5th Rhee & Cardiff
Time watched: 11:20-11:30

April 21, 2015 Coast to Cactus Mountain Habitat

Reflection

Writing
Drawing
Conversation



- W - Wow
- Q - Question
- L - Listen
- X - Stopped
- R - Read
- ROL - Read out loud
- P - point
- T - touch/manipulate
- F - flip
- G - glance
- D - draw
- C - conversation
- CL - climb/crawl
- NE - not engaged, ___ mins
- O - other

"Look!" oak tree on wall
"100 yrs ago - what happened to trees?" "oaks/roads"

"Dohh" granary
scavenger hunt posters out/put away
free line - "20,000 y.a." - student
Manipulate conifer forest monitor 4 students & chaperone